

# THE RUDIMENTS:

## A Learning Sequence

INCLUDING: APPLICATION EXERCISES AND PROGRESS CHART

### Quadrant A

1. Single Stroke Roll
2. Single Stroke Four
3. Single Paradiddle
4. Multiple Bounce Roll
5. Double Paradiddle
6. Flam
7. Flam Tap
8. Ruff (Drag)
9. Five Stroke Roll
10. Open (Double Stroke) Roll

Learning Sequence Handbook Courtesy Of:

**VIC FIRTH**

*the number ONE drumstick in the world!*

Download a FREE copy at <http://www.VicFirth.com>

# THE RUDIMENTS:

## A Learning Sequence

Rudimental Learning Sequence by Dennis DeLucia  
Application/Progress Chart by Mark Wessels

### Quadrant A

#### 1. SINGLE STROKE ROLL

Musical notation for Single Stroke Roll: A staff with a treble clef and a 4/4 time signature. The melody consists of two measures of eighth notes. The first measure contains the notes R, L, R, L, R, L, R, L. The second measure contains the notes R, L, R, L, R, L, R, L. Below the staff, the letters R and L are printed under each note.

Applied:

Applied musical notation for Single Stroke Roll: A staff with a treble clef and a 4/4 time signature. The melody consists of three measures of eighth notes. The first measure contains the notes R, L, R, L, R, L, R, L. The second measure contains the notes R, L, R, L, R, L, R, L, R, L, R, L. The third measure contains the notes R, L, R, L, R, L, R, L, R, L, R, L. Above the second and third measures, the number 6 is written. Below the staff, the letters R and L are printed under each note.

#### TRACK YOUR PROGRESS:

BRONZE	SILVER	GOLD	PLATINUM	DIAMOND
m.m. = 44 - 58	m.m. = 60 - 72	m.m. = 74 - 86	m.m. = 88 - 100	m.m. = 102 - 114

#### 2. SINGLE STROKE FOUR

Musical notation for Single Stroke Four: A staff with a treble clef and a 4/4 time signature. The melody consists of two measures of eighth notes. The first measure contains the notes R, L, R, L. The second measure contains the notes R, L, R, L. Above each measure, the number 3 is written. Below the staff, the letters R and L are printed under each note.

Applied:

Applied musical notation for Single Stroke Four: A staff with a treble clef and a 4/4 time signature. The melody consists of two measures of eighth notes. The first measure contains the notes R, R, R, R. The second measure contains the notes L, L, L, R, L, R. Above each measure, the number 3 is written. Below the staff, the letters R and L are printed under each note.

#### TRACK YOUR PROGRESS:

BRONZE	SILVER	GOLD	PLATINUM	DIAMOND
m.m. = 60 - 84	m.m. = 84 - 108	m.m. = 108 - 132	m.m. = 132 - 156	m.m. = 156 - 180

#### 3. SINGLE PARADIDDLE

Musical notation for Single Paradiddle: A staff with a treble clef and a 4/4 time signature. The melody consists of two measures of eighth notes. The first measure contains the notes R, L, R, R. The second measure contains the notes L, R, L, L. Above each measure, an accent (>) is written. Below the staff, the letters R and L are printed under each note.

Applied:

Applied musical notation for Single Paradiddle: A staff with a treble clef and a 4/4 time signature. The melody consists of two measures of eighth notes. The first measure contains the notes R, L, R, L. The second measure contains the notes R, L, R, L, R, L, R, L. Above each measure, an accent (>) is written. Below the staff, the letters R and L are printed under each note.

#### TRACK YOUR PROGRESS:

BRONZE	SILVER	GOLD	PLATINUM	DIAMOND
m.m. = 44 - 58	m.m. = 60 - 72	m.m. = 74 - 86	m.m. = 88 - 100	m.m. = 102 - 114







# THE RUDIMENTS:

## A Learning Sequence

INCLUDING: APPLICATION EXERCISES AND PROGRESS CHART

### Quadrant B

11. Single Stroke Seven
12. Paradiddle-diddle
13. Flam Accent
14. Swiss Army Triplet
15. Flamacue
16. Nine Stroke Roll
17. Thirteen Stroke Roll
18. Seventeen Stroke Roll
19. Lesson 25
20. Single Dragadiddle

Learning Sequence Handbook Courtesy Of:

**VIC FIRTH**

*the number ONE drumstick in the world!*

Download a FREE copy at <http://www.VicFirth.com>



# THE RUDIMENTS:

## A Learning Sequence

Rudimental Learning Sequence by Dennis DeLucia  
Application/Progress Chart by Mark Wessels

### Quadrant B

#### 11. SINGLE STROKE SEVEN

Applied:

#### TRACK YOUR PROGRESS:

BRONZE	SILVER	GOLD	PLATINUM	DIAMOND
m.m. = 60 - 80	m.m. = 85 - 105	m.m. = 110 - 130	m.m. = 135 - 155	m.m. = 160 - 180

#### 12. PARADIDDLE-DIDDLE

Applied:

#### TRACK YOUR PROGRESS:

BRONZE	SILVER	GOLD	PLATINUM	DIAMOND
m.m. = 40 - 60	m.m. = 65 - 85	m.m. = 90 - 110	m.m. = 115 - 130	m.m. = 135 - 150

#### 13. FLAM ACCENT

Applied:

#### TRACK YOUR PROGRESS:

BRONZE	SILVER	GOLD	PLATINUM	DIAMOND
m.m. = 60 - 80	m.m. = 90 - 110	m.m. = 120 - 140	m.m. = 150 - 170	m.m. = 180 - 200

# THE RUDIMENTS:

## A Learning Sequence

## Quadrant B, page 2

### 14. SWISS ARMY TRIPLET

LR R L LR R L LR R L LR R L  
RL L R RL L R RL L R RL L R

Applied:

RR RR RR RR RRL RRL RRL RRL R L R L R L R L RRL RRL RRL RRL  
LL LL LL LL LLR LLR LLR LLR L R L R L R L R LLR LLR LLR LLR

#### TRACK YOUR PROGRESS:

BRONZE	SILVER	GOLD	PLATINUM	DIAMOND
m.m. = 35 - 50	m.m. = 55 - 70	m.m. = 75 - 95	m.m. = 100 - 120	m.m. = 120 - 135

### 15. FLAMACUE

LR L R L LR  
RL R L R RL

Applied:

RL R RL R RLR R RLR R RLRL R RLRL R RLRL RLRL R RLRL R  
LR L LR L LRL L LRL L LRLR L LRLR L LRLR LRLR L LRLR L

#### TRACK YOUR PROGRESS:

BRONZE	SILVER	GOLD	PLATINUM	DIAMOND
m.m. = 40 - 60	m.m. = 80 - 95	m.m. = 100 - 115	m.m. = 120 - 155	m.m. = 140 - 160

### 16. NINE STROKE ROLL

RRLRRLLR LLRRLRRL R R L L

Applied:

RLRLR LRLRL R R L L RLRLR LRLRL R L L R R L

#### TRACK YOUR PROGRESS:

BRONZE	SILVER	GOLD	PLATINUM	DIAMOND
m.m. = 60 - 75	m.m. = 80 - 95	m.m. = 100 - 115	m.m. = 120 - 135	m.m. = 140 - 160



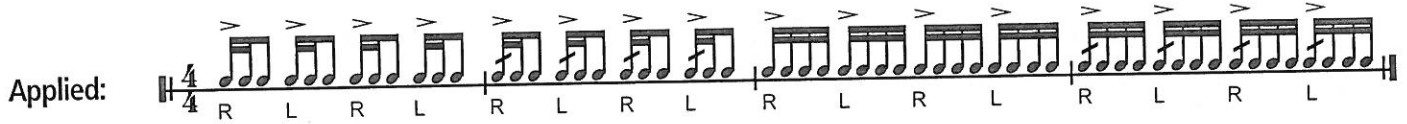



# THE RUDIMENTS:

A Learning Sequence

Quadrant B, page 4


## 20. DRAGADIDDLE



### TRACK YOUR PROGRESS:

BRONZE	SILVER	GOLD	PLATINUM	DIAMOND
m.m. = 60 - 75	m.m. = 80 - 95	m.m. = 100 - 115	m.m. = 120 - 135	m.m. = 140 - 160

## LEARN YOUR RUDIMENTS ONLINE!



WATCH A VIDEO OF THE RUDIMENT BEING PLAYED BY DR. JOHN WOOTON!

PLAY ALONG WITH OUR AUDIO FILES!

TRACK YOUR PROGRESS! EACH LEVEL HAS A MIDI FILE TO PLAY ALONG WITH!

GET PRACTICE SUGGESTIONS AND EXERCISES FROM THE EXPERTS!

# VIC FIRTH

THE PERFECT PAIR®

# THE RUDIMENTS:

## A Learning Sequence

INCLUDING: APPLICATION EXERCISES AND PROGRESS CHART

### Quadrant C

21. Triple Paradiddle
22. Six Stroke Roll
23. Seven Stroke Roll
24. Fifteen Stroke Roll
25. Flam Paradiddle
26. Single Flammed Mill
27. Pataflafla
28. Single Drag Tap
29. Double Drag Tap
30. Single Ratamacue

Learning Sequence Handbook Courtesy Of:

**VIC FIRTH**

*the number ONE drumstick in the world!*

Download a FREE copy at <http://www.VicFirth.com>

# THE RUDIMENTS:

## A Learning Sequence

Rudimental Learning Sequence by Dennis DeLucia  
Application/Progress Chart by Mark Wessels

### Quadrant C

#### 21. TRIPLE PARADIDDLE

Musical notation for Triple Paradiddle in 4/4 time. The staff shows two measures of eighth notes. The first measure contains six eighth notes, and the second measure contains six eighth notes. The notes are: R, L, R, L, R, L in the first measure and R, L, R, L, R, L in the second measure. There are accents (>) over the first and fifth notes of each measure.

Applied:

Applied musical notation for Triple Paradiddle in 4/4 time. The staff shows four measures of eighth notes. The notes are: R L R L R L R L L, R L R L R L R L R L L, R L R L R L R L R L L, and R L R L R L R L. There are accents (>) over the first and fifth notes of each measure.

#### TRACK YOUR PROGRESS:

BRONZE	SILVER	GOLD	PLATINUM	DIAMOND
m.m. = 55 - 80	m.m. = 85 - 110	m.m. = 115 - 140	m.m. = 145 - 170	m.m. = 175 - 200

#### 22. SEVEN STROKE ROLL

Musical notation for Seven Stroke Roll in 4/4 time. The staff shows two measures. The first measure contains seven eighth notes: L R L R L R L. The second measure contains seven eighth notes: R L R L R L R. There are accents (>) over the first and fifth notes of each measure. An 'or' is written between the two measures, followed by a triplet of eighth notes: L R L R L R L. The notes are: L R L R L R L R L R L R L R L R L R L.

#### Duple Interpretation

Applied:

Applied musical notation for Duple Interpretation in 4/4 time. The staff shows four measures. The notes are: R L R L R L R L, R L R L R L R L, L R L R L R L R, and L R L R L R L R. There are accents (>) over the first and fifth notes of each measure.

#### TRACK YOUR PROGRESS:

BRONZE	SILVER	GOLD	PLATINUM	DIAMOND
m.m. = 60 - 80	m.m. = 90 - 110	m.m. = 120 - 140	m.m. = 150 - 170	m.m. = 180 - 200

#### Triple Interpretation

Applied:

Applied musical notation for Triple Interpretation in 4/4 time. The staff shows four measures. The notes are: R L R L R L R L, R L R L R L R L, L R L R L R L R, and L R L R L R L R. There are accents (>) over the first and fifth notes of each measure. A triplet of eighth notes is shown above the first measure.

#### TRACK YOUR PROGRESS:

BRONZE	SILVER	GOLD	PLATINUM	DIAMOND
m.m. = 50 - 60	m.m. = 65 - 75	m.m. = 80 - 90	m.m. = 95 - 110	m.m. = 115 - 130

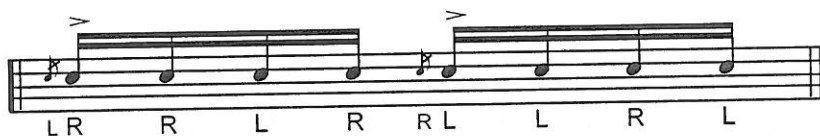


# THE RUDIMENTS:

A Learning Sequence

Quadrant C, page 3

## 26. FLAMMED MILL



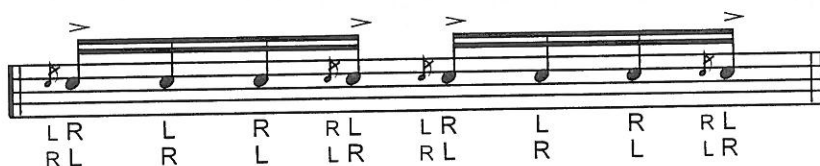
Applied:



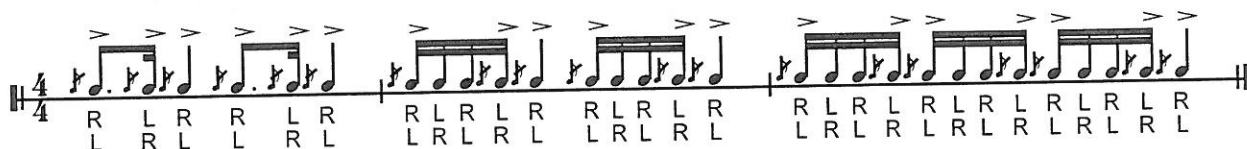
TRACK YOUR PROGRESS:

BRONZE	SILVER	GOLD	PLATINUM	DIAMOND
m.m. = 50 - 70	m.m. = 75 - 95	m.m. = 100 - 120	m.m. = 125 - 145	m.m. = 150 - 160

## 27. PATA-FLAFLA




Applied:




TRACK YOUR PROGRESS:

BRONZE	SILVER	GOLD	PLATINUM	DIAMOND
m.m. = 50 - 65	m.m. = 70 - 85	m.m. = 90 - 105	m.m. = 110 - 125	m.m. = 130 - 150

## 28. SINGLE DRAG



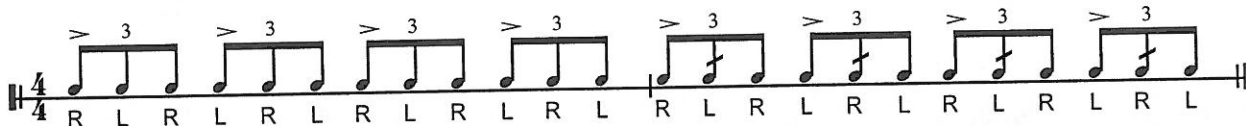
Duple Applied:



TRACK YOUR PROGRESS:

BRONZE	SILVER	GOLD	PLATINUM	DIAMOND
m.m. = 50 - 60	m.m. = 65 - 75	m.m. = 80 - 90	m.m. = 95 - 105	m.m. = 110 - 120

Triple Applied:



TRACK YOUR PROGRESS:

BRONZE	SILVER	GOLD	PLATINUM	DIAMOND
m.m. = 75 - 90	m.m. = 95 - 110	m.m. = 115 - 130	m.m. = 135 - 150	m.m. = 155 - 170





# THE RUDIMENTS:

## A Learning Sequence

INCLUDING: APPLICATION EXERCISES AND PROGRESS CHART

### Quadrant D

31. Triple Stroke Roll
32. Ten Stroke Roll
33. Eleven Stroke Roll
34. Inverted Flam Tap
35. Flam Drag
36. Flam Paradiddle-diddle
37. Drag Paradiddle #1
38. Drag Paradiddle #2
39. Double Ratamacue
40. Triple Ratamacue

Learning Sequence Handbook Courtesy Of:

**VIC FIRTH**

*the number ONE drumstick in the world!*

Download a FREE copy at <http://www.VicFirth.com>

# THE RUDIMENTS:

## A Learning Sequence

Rudimental Learning Sequence by Dennis DeLucia  
Application/Progress Chart by Mark Wessels

### Quadrant D

31. TRIPLE STROKE ROLL

Applied:

#### TRACK YOUR PROGRESS:

BRONZE	SILVER	GOLD	PLATINUM	DIAMOND
m.m. = 50 - 65	m.m. = 70 - 85	m.m. = 90 - 105	m.m. = 110 - 125	m.m. = 130 - 145

32. TEN STROKE ROLL

#### Duple Interpretation

Applied:

#### TRACK YOUR PROGRESS:

BRONZE	SILVER	GOLD	PLATINUM	DIAMOND
m.m. = 60 - 75	m.m. = 80 - 95	m.m. = 100 - 115	m.m. = 120 - 135	m.m. = 140 - 160

#### Triple Interpretation

Applied:

#### TRACK YOUR PROGRESS:

BRONZE	SILVER	GOLD	PLATINUM	DIAMOND
m.m. = 80 - 95	m.m. = 100 - 115	m.m. = 120 - 135	m.m. = 140 - 155	m.m. = 160 - 180





